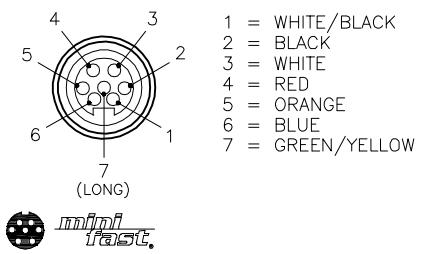
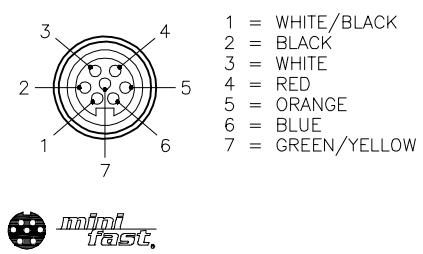
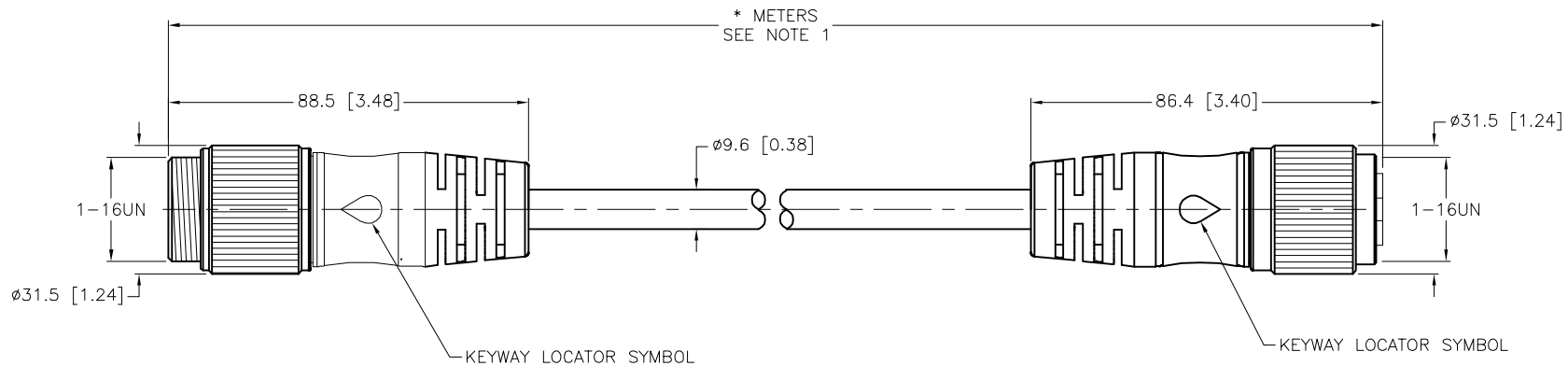


MALE END VIEW		FEMALE END VIEW		SPECIFICATIONS	
				CONTACT CARRIER MATERIAL	TPU
				MOLDED HEAD MATERIAL/COLOR	TPU/YELLOW
				CONTACT MATERIAL/PLATING	BRASS/GOLD
				COUPLING NUT MATERIAL/PLATING	BRASS/NICKEL
				RATED CURRENT [A]	8.0 A
				RATED VOLTAGE [V]	600 V
				OUTER JACKET MATERIAL/COLOR	PVC/YELLOW
				NUMBER OF CONDUCTORS	7x16 AWG
				CONDUCTOR INSULATION MATERIAL	PVC
				TEMPERATURE RATING	-40°C to +105°C (-40°F to +221°F)
				PROTECTION CLASS	NEMA 1,3,4,6P,12 & IECIP67, IP68,IP69,IP69K



CABLE LENGTH	TOLERANCE*
ALL LENGTHS	+ 4% (OR 50mm) OF LENGTH - 0% (OR 0mm) OF LENGTH WHICHEVER IS GREATER
STRIP LENGTH	TOLERANCE*
0-7mm	±0.5mm
8-29mm	±1.0mm
30-49mm	±2.0mm
50-69mm	±3.0mm
70-100mm	±4.0mm
OVER 100mm	±5.0mm
* UNLESS OTHERWISE SPECIFIED	

NOTES:

1. "*" INDICATES CABLE LENGTH IN METERS. CONTACT TURCK TO ORDER SPECIFIC LENGTHS.

H	ADDED LONG PIN	AS	06/21/23	78736
REV	DESCRIPTION	BY	DATE	ECO. NO.

SOURCE DRAWING - FOR REFERENCE ONLY

RELATED DOCUMENTS		3RD ANGLE PROJECTION		THIS DRAWING IS CONFIDENTIAL AND THE PROPERTY OF TURCK INC. USE OF THIS DOCUMENT WITHOUT WRITTEN PERMISSION IS PROHIBITED.		3000 CAMPUS DRIVE MINNEAPOLIS, MN 55441 1-800-544-7769 (763) 553-7300 (763) 553-0708 fax www.turck.us	
1. 2. 3. 4.				DRFT RDS		DATE 05/25/04	
MATERIAL		SEE SPECIFICATIONS		APVD		SCALE 1=1.8	
FINISH		SEE SPECIFICATIONS		UNIT OF MEASUREMENT		DESCRIPTION	
				MILLIMETER [INCH]		RSM RKM 76-*M	
				CONTACT TURCK FOR MORE INFORMATION		IDENTIFICATION NO.	
				DO NOT SCALE THIS DRAWING		REV	
						H	
						FILE: 777002322	
						SHEET 1 OF 1	